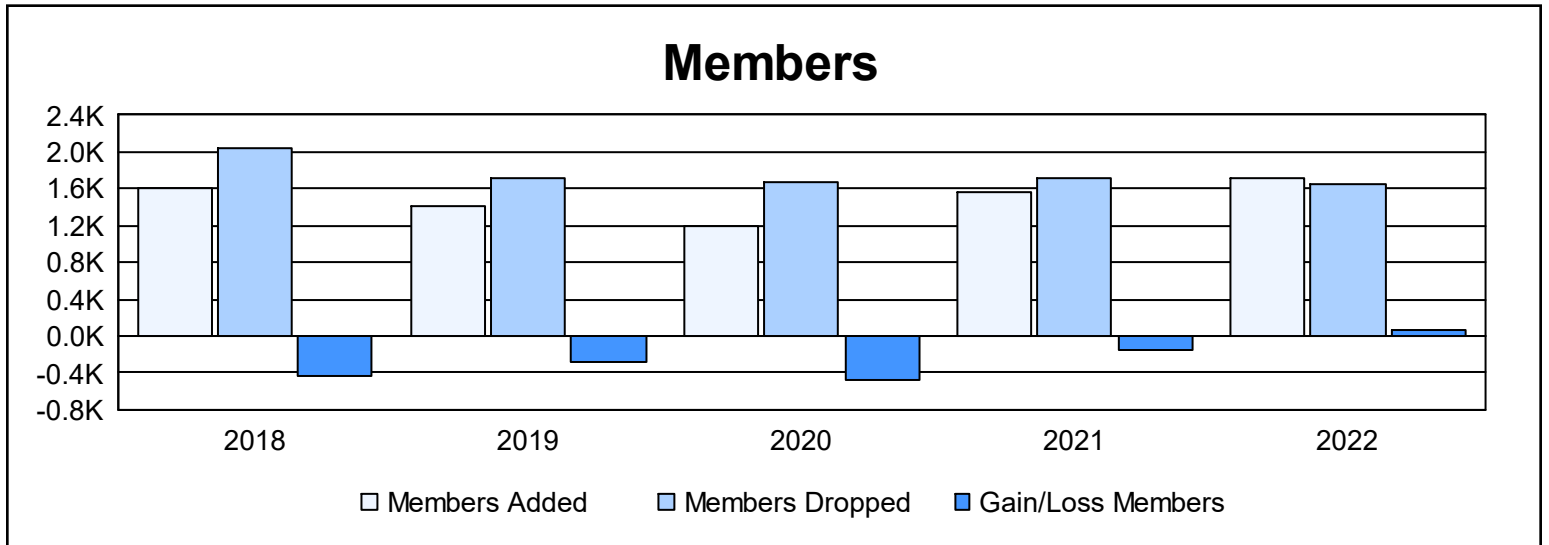
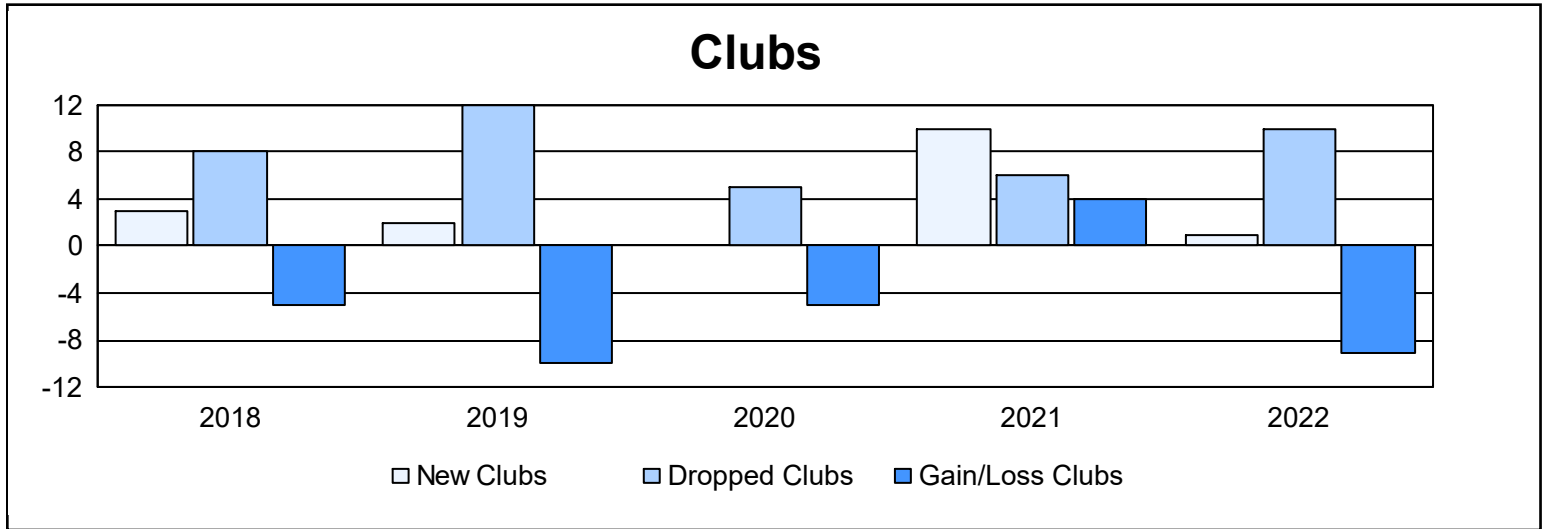
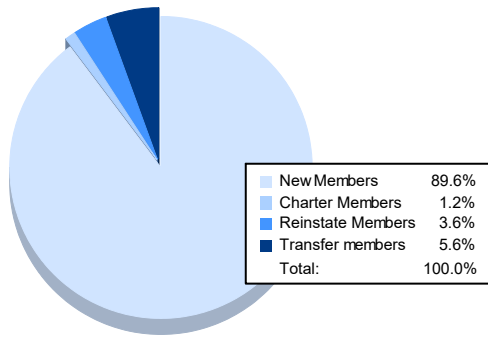


Year	New Clubs	Dropped Clubs	Gain/ Loss Clubs	New Members	Charter Members	Reinstate Members	Transfer Members	Total Member Added	Total Members Dropped	Gain/ Loss Members
2017-2018	3	8	-5	1,378	75	84	65	1,602	2,041	-439
2018-2019	2	12	-10	1,229	51	69	67	1,416	1,705	-289
2019-2020	0	5	-5	1,061	7	56	63	1,187	1,666	-479
2020-2021	10	6	4	1,184	271	51	51	1,557	1,709	-152
2021-2022	1	10	-9	1,539	20	61	97	1,717	1,642	75
<b>Average</b>	<b>3</b>	<b>8</b>	<b>-5</b>	<b>1,278</b>	<b>85</b>	<b>64</b>	<b>69</b>	<b>1,496</b>	<b>1,753</b>	<b>-257</b>



### Membership Composition June 2022 Cumulative



### Gender Composition June 2022 Cumulative

